

au fait **Fincare**

Decisions Towards Quality Life

Mutual Fund Monthly Newsletter

March 2017



Mutual Fund Industry Synopsis

Mutual funds see Rs 54,000 cr inflow in Jan; Rs 3.67 lakh cr in FY'17

Investors have pumped in nearly Rs 54,000 crore into various mutual fund schemes in January, with liquid, income and equity funds attracting the most of the inflows. With this, a total inflow has reached Rs 3.67 lakh crore in the first ten months of the current fiscal (2016-17).

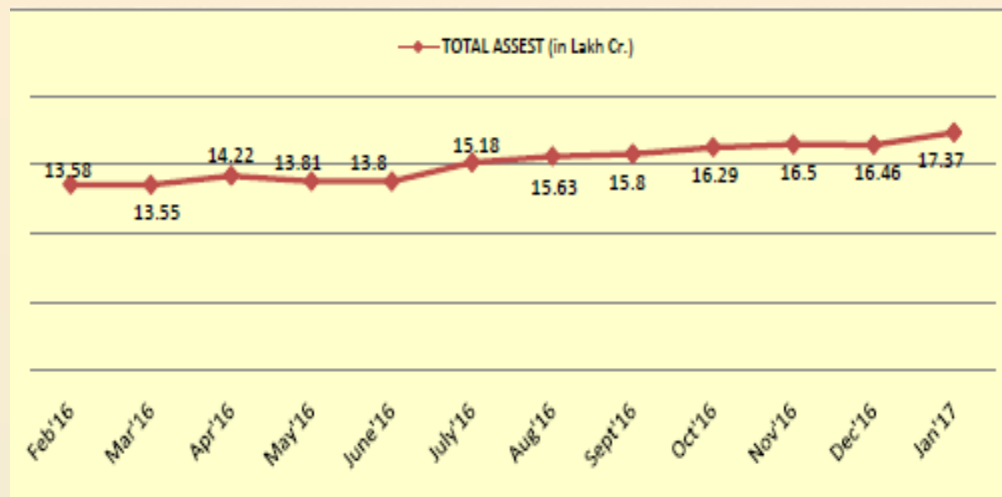
Mutual fund assets at record high in Jan on strong inflows into equity The assets under management of the mutual fund (MF) industry touched a record high of Rs 17.37 lakh crore during January on the back of strong inflows into equity, income and money market schemes.

The AUM of equity MFs (including equity linked savings schemes or ELSS) surged to an all-time high of nearly Rs 4.96 lakh crore during the month.

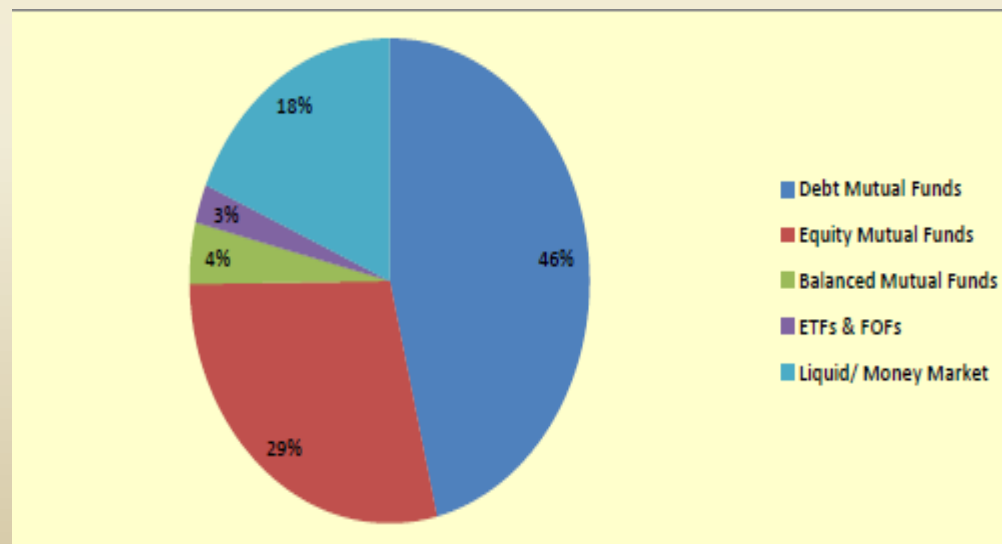
SEBI likely to allow mutual funds to trade in commodities soon

With an aim to deepen the nascent commodity market, SEBI is likely to give mutual funds the go-ahead to trade in commodity markets in a month, while the regulator is also in talks with the RBI to allow institutional investors like banks and FPIs to trade in the segment.

Mutual Fund Industry AUM

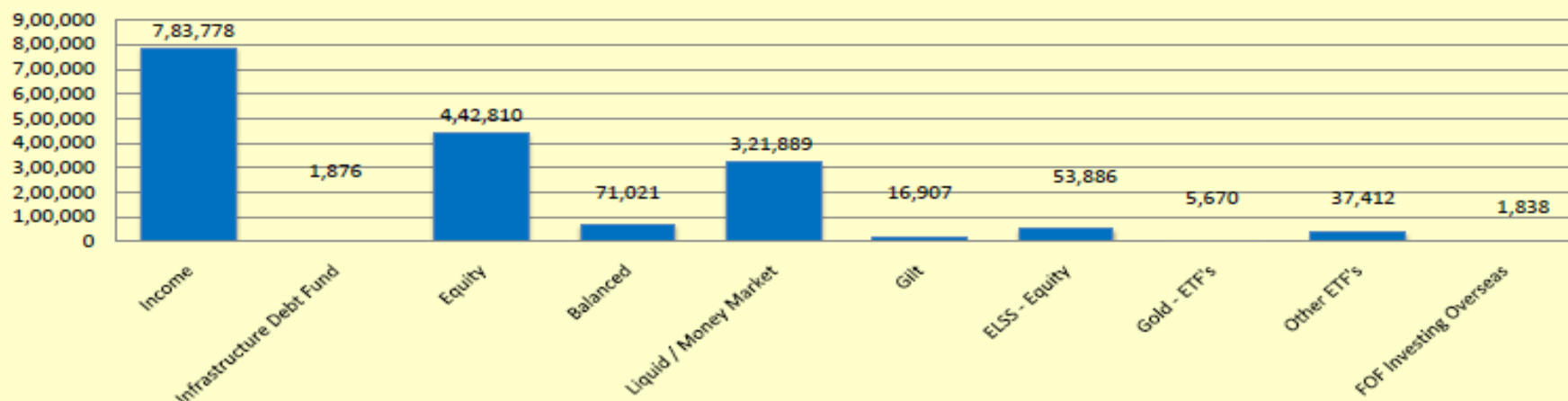


Scheme wise composition of Asset



Category wise Asset under management AUM as on Jan 31 2017, (In CR.)

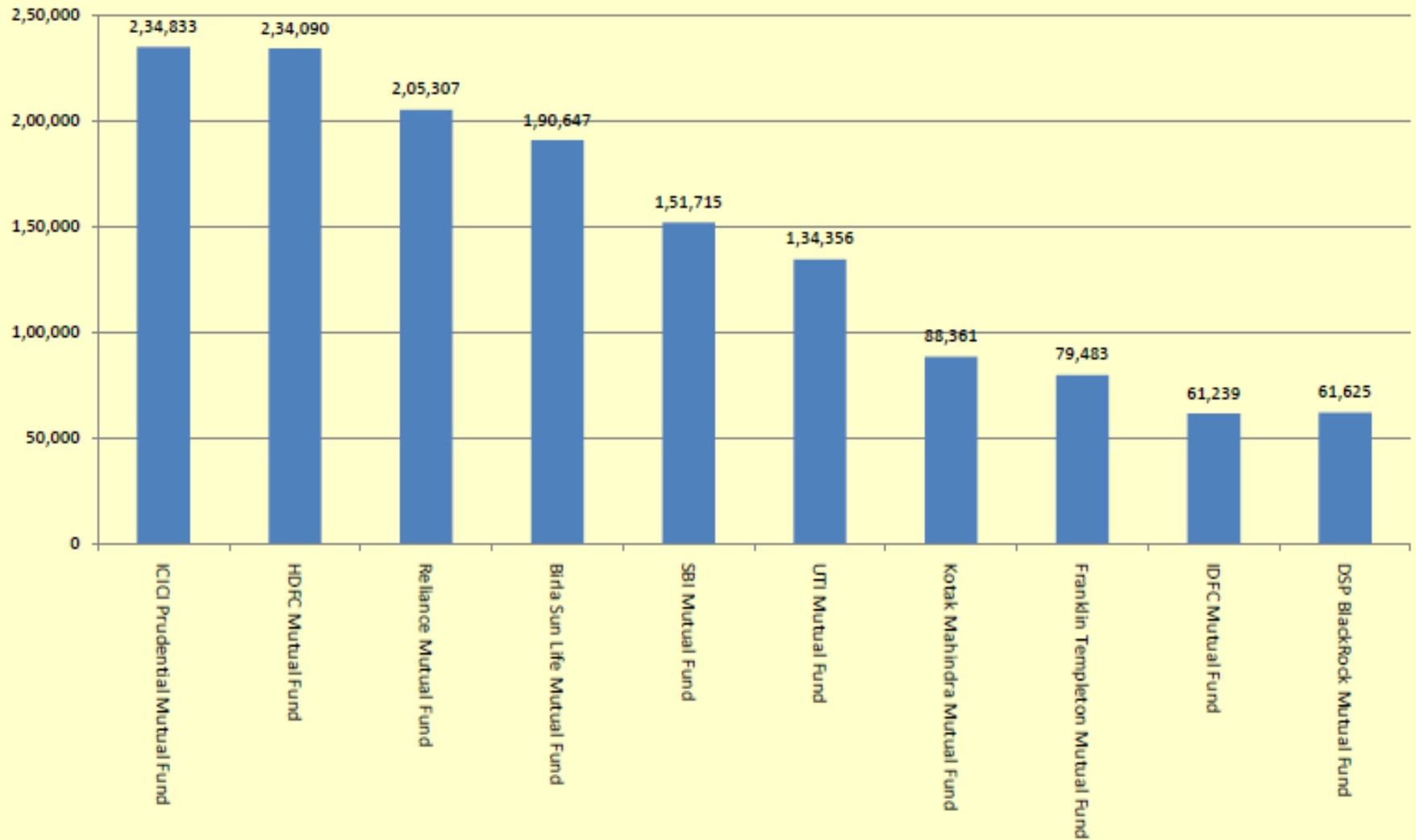
Category wise AUM (in Cr.)



Category	Open End	Close End	Interval Fund	TOTAL	% To Total
Income	636,538	141,472	5,768	783,778	45
Infrastructure Debt Fund	0	1,876	0	1,876	>1%
Equity	423,245	19,565	0	442,810	26
Balanced	71,021	0	0	71,021	4
Liquid/Money Market	321,889	0	0	321,889	19
Gilt	16,907	0	0	16,907	1
ELSS - Equity	50,471	3,415	0	53,886	3
Gold ETF & Other ETFs	43,082	0	0	43,082	2
Fund Of Funds Investing Overseas	1,838	0	0	1,838	>1%
Total	1,564,991	166,328	5,768	1,737,087	100

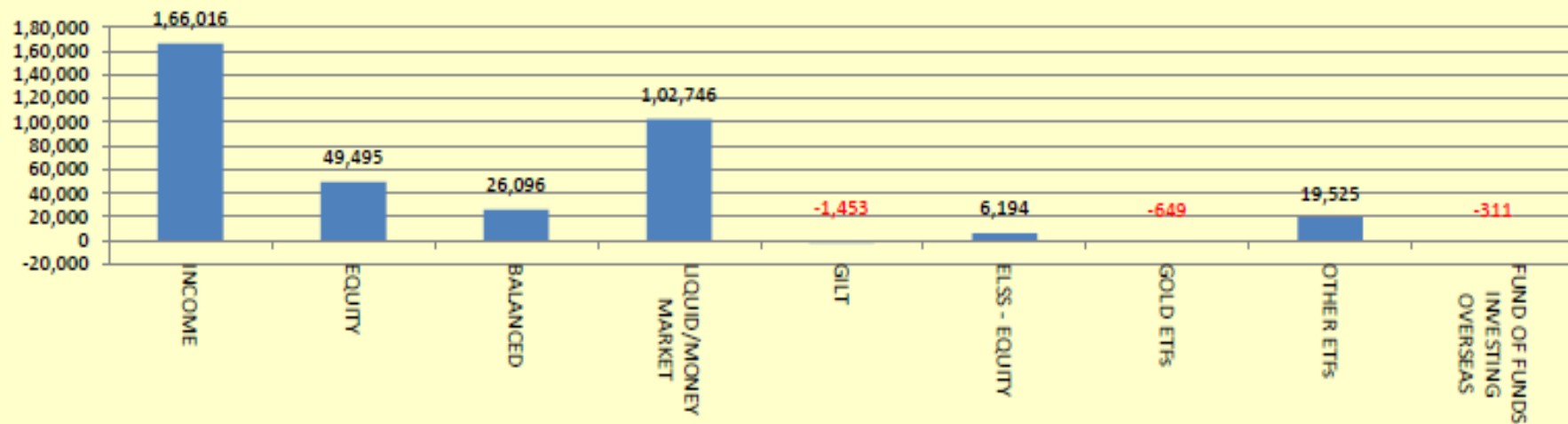
Top 10 AMC wise AUM (In Crores) Month Ending JAN 2017

AUM AS ON JAN'2017

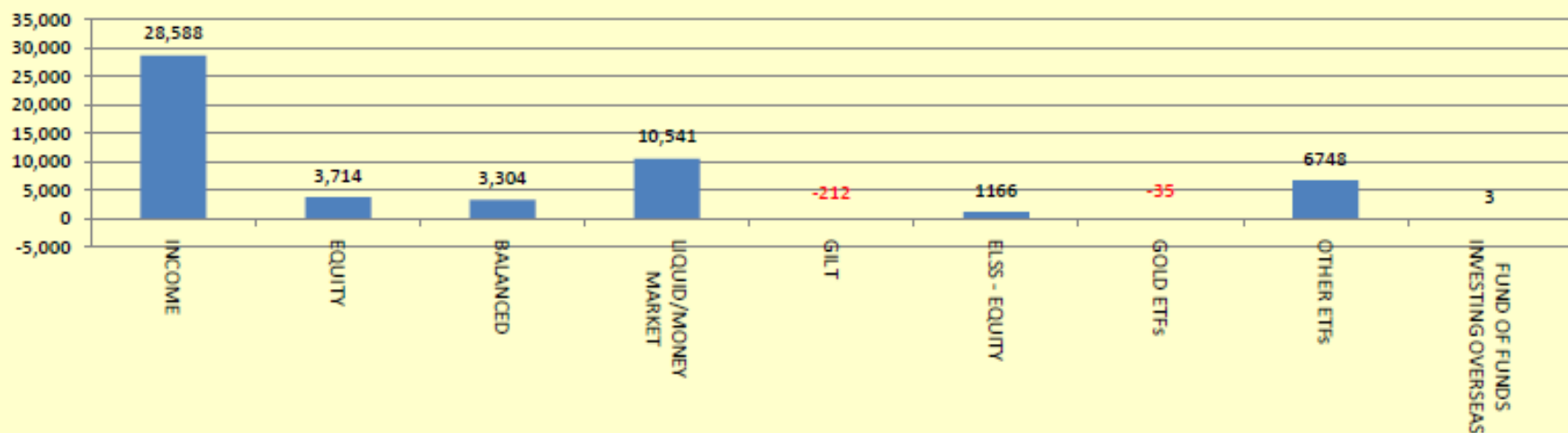


Net Inflow & Outflow Category wise (In Cr.)

Net Inflow / (Outflow) For the Year to Date (Current Year)

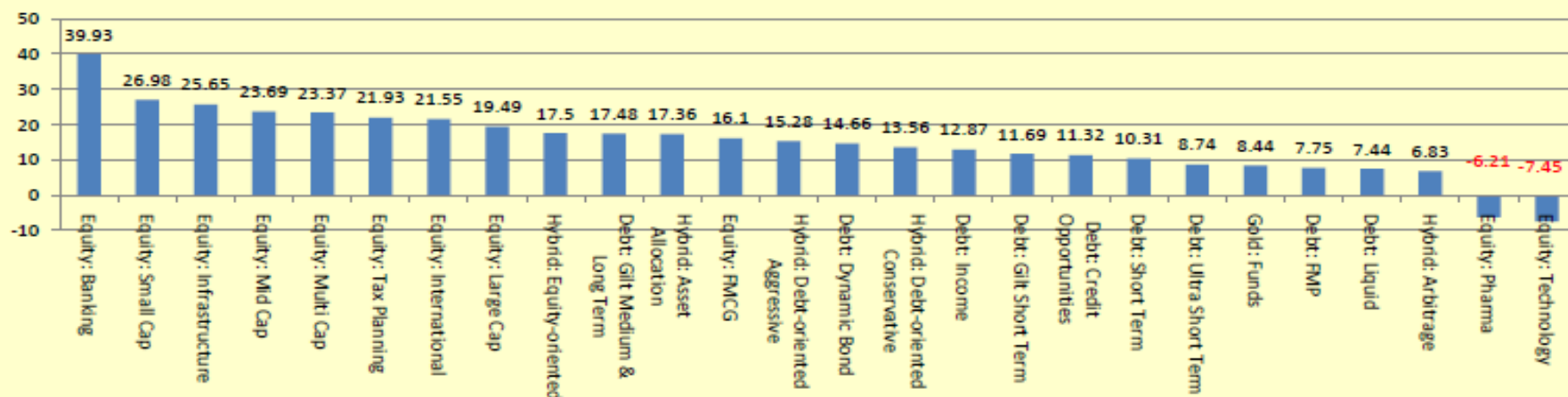


Net Inflow / (Outflow) For the Month Jan 2017

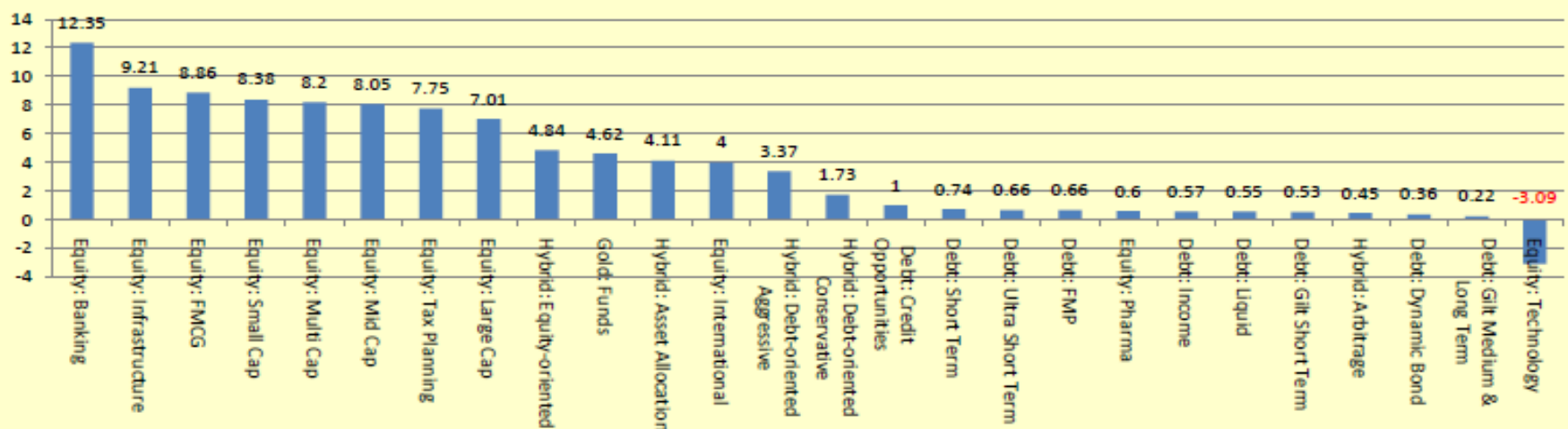


Fund Category Returns as on 31st Jan 2017

Yearly Reurn % (Feb 2016 to Jan 2017)



Monthly Return % (1st Jan 2017 to 31st Jan 2017)



CASH MANAGER

Park Your Idle Money lying in a traditional saving instrument in “**CASH MANAGER**”



CASH MANAGER

Why settle for 4 to 6% Returns on your traditional savings instruments when you can earn higher returns on your idle money by investing in CASH MANAGER



Traditional Saving
Instrument



**CASH
MANAGER**

Make it work
harder for you by
investing your idle
money in CASH
MANAGER

CASH MANAGER

Scheme	AMC	CAGR Return (%)	Solution
HDFC Cash Management Fund - Treasury Advantage Plan	HDFC Mutual Fund	9.01	Insta Form & Text Message
Reliance Money Manager	Reliance Mutual Fund	8.41	Simply Save App
SBI Savings Fund	SBI Mutual Fund	7.60	SBI Savings Fund
Birla Sun Life Cash Plus	Birla Sun Life Mutual fund	7.56	Active Account App
DSP BlackRock Money Manager Fund	DSP BlackRock Mutual fund	7.61	Website

Disclaimer

This report is not to be construed as an offer or solicitation for the subscription, purchase or sale of any mutual fund. Any advice herein is made on a general basis and does not take into account the specific investment objective of the specific person or group of persons. Investors should be aware that the Elite Wealth Advisors Limited may/may not have a conflict of interest that could affect the objectivity of this report. Investors should consider this report as only information in making their investment decision and must exercise their own judgment before making any investment decision. Elite Wealth Advisors Limited does/does not do business with companies covered in its research reports. Past performance and any forecast is not necessarily indicative of the future or like performance of the mutual fund. The value of units and the income from them may fall as well as rise. Opinions expressed herein are subject to change without notice.

MUTUAL FUND INVESTMENTS ARE SUBJECT TO MARKET RISKS, READ ALL SCHEME RELATED DOCUMENTS CAREFULLY.

Contact Us

***au fait* Fincare Pvt. Ltd.**

F-304-A, Third floor, Dwarkashish Complex, A-158, Vikas Marg, Shakarpur, Delhi-110092

For more details log on to our website :-

Website www.aufaitfincare.com

